



Need-to-Know Criteria

Water Treatment

Operator Class I

A Need-to-Know Guide when preparing for the:

Water Treatment Operator Class I Certification Exam



The Associated Boards
of Certification

Superior Water Starts Here™

Before You Dive In...

What is the Need-to-Know Criteria?

This Water Treatment Operator Class I Need-to-Know Criteria was developed to assist operators in understanding the content that will be covered in the Standardized Water Treatment Operator Class I exam. A methodical and comprehensive international investigation was conducted to determine the most significant job tasks performed by water treatment operators. The content covered on the exam represents the job tasks identified through this research as essential operator competencies, and is not limited to the practices of your system/facility. The following pages organize these job tasks into Content Areas and identify the amount of the test devoted to each area.

Is this Need-to-Know Criteria relevant to MY exam?

WPI offers a variety of standardized and customized exam services. This document is reflective only of the Standardized Water Treatment Operator Class I exam; older editions of the standardized exam and various customized exams are also administered by various certification programs. Please contact your certifying authority to determine whether they have implemented this exam for your program.

Pre-Test Questions

Your exam may include up to 10 extra questions that have not been used on previous versions of the exam. These are known as “pre-test” questions and allow WPI to gather valuable data about the new questions before they are included in future tests. Pre-test questions are unidentified and scattered throughout the exam so you will answer them

with the same care in which you address scored questions. The pre-test questions are not included in your final score.

Exam Preparation Resources

Visit gowpi.org to access the Formula/Conversion Table administered with this exam, a list of approved references, information on purchasing study guides available from partner organizations, and more.

Copyright Notice

All examination questions are the copyrighted property of WPI. It is forbidden under federal copyright law to copy, reproduce, record, distribute, or display these examination questions by any means, in whole or in part, without written permission from WPI. Doing so may subject violators to severe civil and criminal penalties.

Copyright 2025, by Water Professionals International. All rights reserved. No part of this publication may be reproduced or transmitted in any form or by any means, electronic or mechanical, including photocopy, recording, or any information storage and retrieval system without written permission from the publisher.

Exam Content

The Water Treatment Operator Class I exam will test you on essential job tasks. These job tasks have been categorized into the Content Areas detailed in the following pages. The table displayed on Page 4 of this document summarizes the areas that are included on the exam, the number of test questions in each of these areas, the cognitive format of the test questions, and the number of calculation questions in each area.

Just as operator job duties vary in their complexity, so will the questions you are asked on the exam. Some will be simpler, whereas others will be more complex or cognitively demanding. The following two cognitive levels are used to describe the format of the questions you will encounter on this exam:



Recall – Tasks at this cognitive level typically require the simple recall or recognition of specific facts, concepts, processes, or procedures, with little to no problem-solving involved. You may be asked to identify, illustrate, recall, and/or recognize specific information. An example of a Recall type item follows:

Although the required contact time for chlorine to kill bacteria may vary depending on certain water characteristics, the typical industry standard is:

- A. 15 minutes
- B. 30 minutes**
- C. 45 minutes
- D. 60 minutes




Application – Tasks at this level will involve some basic problem-solving, calculations, or the interpretation and application of data. You may be asked to calculate, categorize, classify, compare, differentiate, explain, specify, translate, and/or apply knowledge. An example of an Application type item follows:

In the activated sludge process, some of the activated sludge MUST be wasted to:

- A. increase digester gas production
- B. prevent excessive solids build-up**
- C. prevent clogging of the sludge return line
- D. prevent overloading of sludge return pumps

Water Treatment Operator Class I | Need-to-Know Criteria



















Exam Content Continued

 **Units for Calculations** – This exam requires numerical calculations. The number of calculation items is detailed in the Exam Content Outline below. WPI’s standardized examinations are designed to be utilized in both the United States and Canada, therefore calculation items are presented in both US Standard units and Metric units. Each item is solvable in both units independently. The US Standard units will appear first in the question followed by the metric units in parentheses. An example of a Calculation item follows:

If a water reservoir 12 ft (4 m) in diameter has a static water level of 21 ft (7 m) what is the pressure on the bottom of the tank?

- A. 6 psi (46 kPa)
- B. **9 psi (69 kPa)**
- C. 12 psi (92 kPa)
- D. 21 psi (161 kPa)

10%
of this exam includes
calculation questions

NUMBER OF QUESTIONS	CONTENT AREA	COGNITIVE FORMAT OF JOB TASK EXAM CONTENT
31	Treatment Process	 10  21  07
16	Laboratory Analysis	 09  07  00
26	Equipment Operation and Maintenance	 07  19  02
15	Source Water Characteristics	 09  06  01
12	Security, Safety, and Administrative Procedures	 05  07  00
100	Total	 05  07  10

* Your exam may contain up to 10 extra unscored pre-test questions (see *Before You Dive In* for more details).

Water Treatment Operator Class I | *Need-to-Know Criteria*

Exam References

Each question on the standardized Water Treatment Class I Examination is referenced to widely accepted, peer-reviewed publications from California State University, Office of Water Programs, American Water Works Association, or the Water Environment Federation. A complete listing of references used for the development of this exam can be found on WPI’s website at:

<https://www.gowpi.org/services/abc-testing/exam-references/>

In order to assist with exam preparation, the table below provides both primary and secondary reference materials for each content area on this examination. Please note that exam questions may be referenced to any WPI approved source, however, the following matrix identifies the two most prominent sources in each content area.

NUMBER OF QUESTIONS	CONTENT AREA	PRIMARY REFERENCE	SECONDARY REFERENCE
31	Treatment Process	AWWA WSO Water Treatment Grade 1	CSUS Water Treatment Plant Operation, Volume 1
16	Laboratory Analysis	AWWA WSO Water Treatment Grade 1	CSUS Water Treatment Plant Operation, Volume 1
26	Equipment Operation and Maintenance	CSUS Water Treatment Plant Operation Volume 1	AWWA WSO Water Treatment Grade 1
15	Source Water Characteristics	AWWA WSO Water Treatment Grade 1	AWWA Basic Science Concepts and Applications, 4th Edition
12	Security, Safety, and Administrative Procedures	AWWA WSO Water Treatment Grade 1	No other references



10 Recall



21 Application



7 Calculation Items

Treatment Process

Calculate and/or record

- Chemical levels and daily usage
- Chemical dosages
- Online analyzers data
- Filter performance data
- Backwash data
- Plant residuals
- Daily flow rates
- Process monitoring

Interact with SCADA systems

- Data communication integration
- Programmable Logic Controller (PLC) programming and maintenance
- Human Machine Interface (HMI)

Monitor, evaluate, and adjust

- Source water treatment (e.g., algae control, aeration, mixing)
- Pretreatment
- Coagulation and flocculation (e.g., flocculation tanks, rapid mix units)
- Clarification and sedimentation (e.g., inclined-plate, tube, upflow solids-contact)
- Conventional filtration (e.g., slow and rapid sand, upflow)
- Direct filtration (e.g., pressure direct filtration, cartridge)
- Membrane filtration
- Filter performance
- Residuals disposal (e.g., lagoons, sludge drying beds, land application, on-site disposal, solids composting)
- Iron/manganese treatment
- Chemical feed pumps

- Online instrumentation
- Transmission and distribution system

Control treatment plant processes, chemical dosages, and equipment used to treat water

Determine and adjust plant flows to meet system demands

Determine correct disinfectant dosage and contact time needed to maintain desired level of residual in system

Troubleshoot malfunctions and problems in plant process and equipment

Identify trends and abnormal operation in plant processes by interpreting data from gauges, meters, charts, and graphs

Interpret facility and process control water meters

Maintain records of operation of treatment facilities:

- Laboratory results
- Equipment logs
- Intake and production
- Maintenance management reports and notes
- Water quality sampling results

Make appropriate changes in plant processes to optimize performance and efficiency

Mix batches of chemical solutions



 10 Recall

 21 Application

 7 Calculation Items

Add chemicals to hoppers and feed equipment

Operate and control electric motors, pumps, and valves to regulate flow of water at the treatment facility

In the treatment process, ensure the proper use of

- Acids (e.g., hydrochloric, sulfuric, citric, CO₂)
- Bases (e.g., sodium hydroxide, lime, soda ash)
- Oxidants (e.g., permanganates, ozone, chlorine)
- Coagulants (e.g., aluminum sulfate, ferric chloride)
- Disinfectants (e.g., UV, chlorine, ozone, chloramines)



9 Recall



7 Application



0 Calculation Items

Laboratory Analysis

Ensure proper operation of laboratory equipment (e.g., calibration, verification, maintenance)

Collect water samples

Perform sample preservation and documentation for laboratory samples

Perform analyses, record results, and interpret data

- Color
- Taste and odor
- Turbidity
- Free Cl₂ residual
- Total Cl₂ residual
- pH
- Hardness
- Alkalinity
- Iron
- Manganese
- Temperature
- Disinfection Byproducts (DBPs)
- Bacteria
- TSS



7 Recall



19 Application



2 Calculation Items

Inspect, maintain, and operate

- Raw water intake, screening, and pumping
- Chemical mixing equipment (e.g., rapid mix, flocculators, static mixers)
- Conventional filtration (e.g., slow and rapid sand, upflow)
- Chemical feed equipment
- Chlorine disinfection system
- Water storage tanks
- PLC System
- SCADA
- Potable water pumping
- Water quality analyzers
- Valves (e.g., backflow, control valve, isolating, throttling, pressure regulation)
- Electric motors
- Air compressors
- Emergency systems
- Power generation systems
- Blowers

Install and maintain facility piping (e.g., air, water, chemical)

Operate and maintain pumps, drivers, and auxiliary equipment

Operate and maintain onsite backup power generator

Adjust pumps to meet demands

Calibrate inline instrumentation (e.g., pH, turbidimeters, Cl analyzer)

Complete equipment maintenance and repair records, including work orders

Perform corrective, preventative, and predictive maintenance

Conduct asset management

Maintain facility and process control water meters



9 Recall



6 Application



1 Calculation Item

Evaluate the following source water characteristics

- Biological (bacterial, protozoa, viruses)
- Chemical
- Physical
- Potential sources of source water contamination
- Supply

Measure static water level and pumping levels of wells

Inspect ground water sources for issues that may affect water quality (e.g., contamination, flooding, well head protection)

Follow source water protection plans and watershed management plans



5 Recall



7 Application



0 Calculation Items

Security, Safety, and Administrative Procedures

Inspect, accept, and safely unload chemical containers

Use, handle, and dispose of chemicals according to the SDS

Train staff/contractors on safety requirements of the facility and safe work practices

Inspect plant safety equipment (e.g., PPE, fire extinguishers, atmosphere detectors)

Comply with safe work practices (e.g., confined space entry, lockout/tagout, electrical, chemical spills)

Review and update facility emergency response plans

Respond to emergencies (e.g., facility upset, equipment failure, spill response, natural disasters, system contamination)

Perform facility and perimeter security

Perform cyber security according to industry standards

Determine if water quality violations have occurred

Ensure compliance with regulatory agency standards

Manage safety and environmental issues in compliance with appropriate regulatory agencies (e.g., Hazardous Waste Disposal and Air Quality Standards)

Monitor and control residual effluents to comply with regulatory permit limits

Notify the public according to regulatory requirements

Develop and maintain SOPs

Respond to consumer complaints

Optimize the use of energy and chemicals

Track and maintain inventory (e.g., equipment, chemical, and general supplies)

Evaluate and maintain operating records

Monitor and record weather readings

Complete reports on plant operation

Perform supervisory duties

- Enforcing policies and safety procedures

ABC Testing A **WPI** SERVICE

WPI WATER
PROFESSIONALS
INTERNATIONAL

The Associated Boards
of Certification

Superior Water Starts Here™

9400 Plum Drive, Suite 160
Urbandale, IA 50322
+1 (515) 232-3623

gowpi.org

ProfessionalOperator.org

wpi@gowpi.org

Info@ProfessionalOperator.org